MTB SaPa Grade 1
Carnatic Violin

MUSIC TEACHERS' BOARD

Section One: Recital (60 marks)

Select three pieces from the following list (20 marks each)

Composer/Artist	Title	Book/Cat. Ref	Publisher/ Buy Here
Dr Ambi Subramaniam	Giggling Ganesha	MTB - SaPa - Carnatic Violin - Grade 1	MTB Bookshop
Dr Ambi Subramaniam	Happy Hanuman	MTB - SaPa - Carnatic Violin - Grade 1	MTB Bookshop
Muthuswami Dikshitar	Vande Meenakshi	MTB - SaPa - Carnatic Violin - Grade 1	MTB Bookshop
Muthuswami Dikshitar	Rama Janardana	MTB - SaPa - Carnatic Violin - Grade 1	MTB Bookshop

Section Two: Technical (25 marks)

Technical exercises are provided in two formats:
1. Indian Notation on Page 2
2. Western Notation on Page 3

Candidates may prepare for the recital pieces and technical exercises using the notation system of their choice (Indian or Western)

Section Three: Musicianship (15 marks)

Reading Skills		Listening Skills
Perform the rhythm exercises for this grade Page 4	**Plus**	Perform the aural exercises for this grade Page 5

Syllabus Guidance can be found on Page 7

Technical Exercises

Ragam: Shankarabharanam
Talam: Adi | 95 beats per minute

Arohanam: S R_2 G_3 M_1 P D_2 N_3 Ṡ
Avarohanam: Ṡ N_3 D_2 P M_1 G_3 R_2 S

Exercise 1

SS RR GG MM | PP DD | NN ṠṠ ||
ṠṠ NN DD PP | MM GG | RR SS ||

Exercise 2

SS RR GG RR | SS RR | GG MM ||
RR GG MM GG | RR GG | MM PP ||
GG MM PP MM | GG MM | PP DD ||
MM PP DD PP | MM PP | DD NN ||
PP DD NN DD | PP DD | NN ṠṠ ||
ṠṠ NN DD NN | ṠṠ NN | DD PP ||
NN DD PP DD | NN DD | PP MM ||
DD PP MM PP | DD PP | MM GG ||
PP MM GG MM | PP MM | GG RR ||
MM GG RR GG | MM GG | RR SS ||

These exercises are called *Janti Varisais;* they are technical exercises in which a single note is repeated more than once. In *Janti Varisais,* we play two notes for every beat. In *Janti swarams,* the repeated note comes under a slur. These *swarams* cannot be played on open strings.

Note: These exercises may be performed in Shankarabharanam or Mayamalavagaula.

Technical Exercises

Ragam: Shankarabharanam
Talam: Adi | 95 beats per minute



Reading Skills

The art of vocal percussion using syllables for rhythm is known as Konnakol. Recitation of Konnakol helps develop a stronger understanding of rhythm and rhythmic patterns. It is important to keep *talam* while reciting Konnakol.

Click here to download the list of recordings for the Reading Skills test. As preparation for the test, candidates should recite the following exercises in two speeds - each phrase should be repeated twice in the first speed, and then twice in the second speed. In the first speed, there is 1 syllable in 1 beat; in the second speed, there are 2 syllables in 1 beat.

Tempo: 70 bpm

1. Tha, Tha, Tha, Tha,
2. Tha Ka Tha Ka
3. Tha Ka Dhi Mi

Listening Skills

Click here to download the list of recordings for the Listening Skills test. The audio clips feature rhythms clapped; listen and clap in turn. Candidates should practise repeating these rhythmic phrases to prepare for the test. The Western notation for the Listening Skills is given below as a reference.

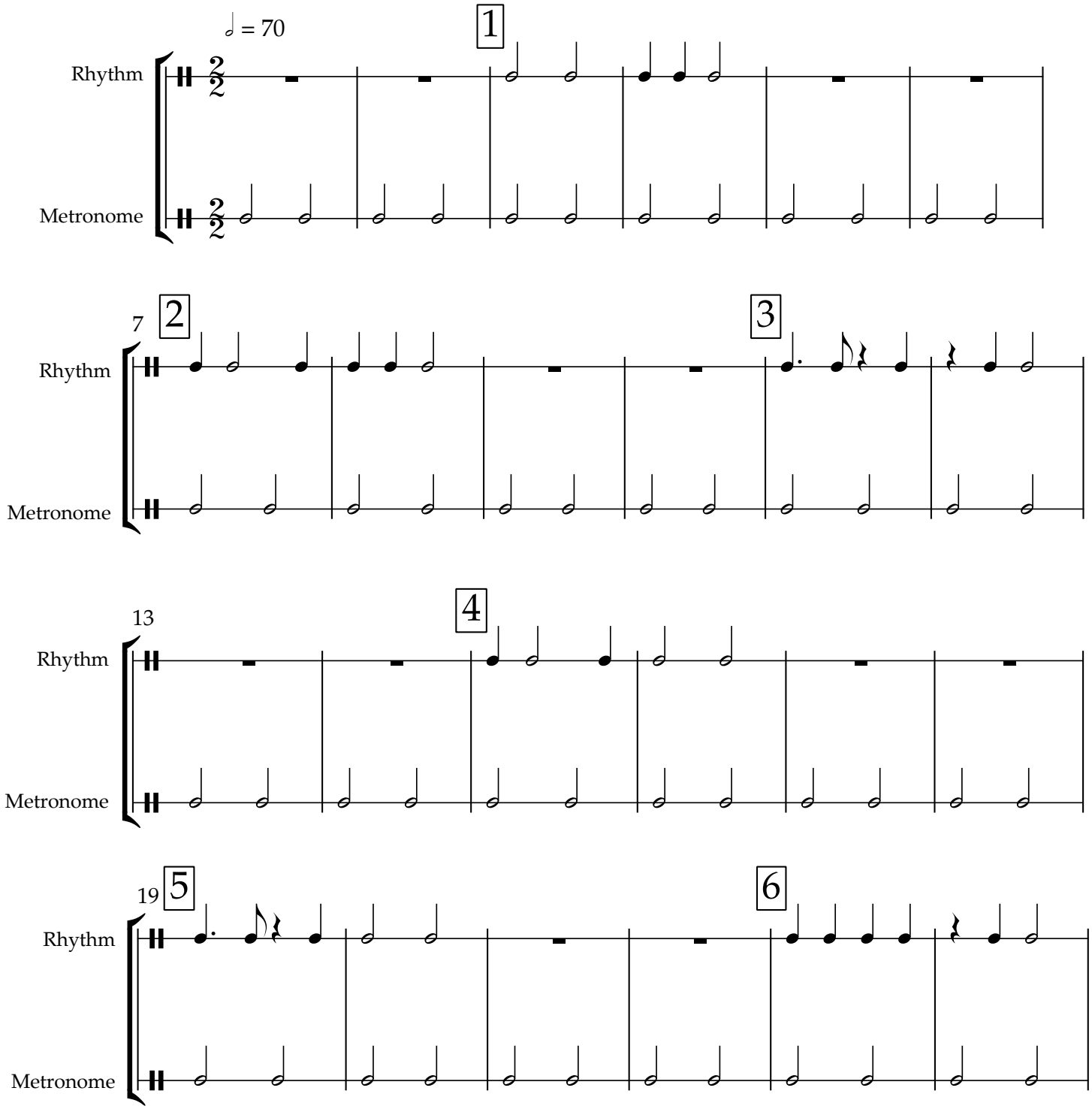

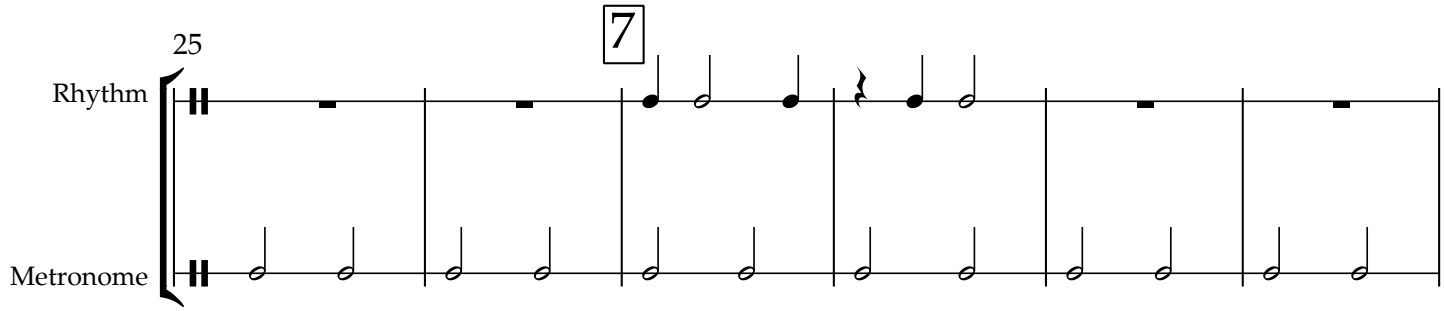
25
7
Rhythm
Metronome

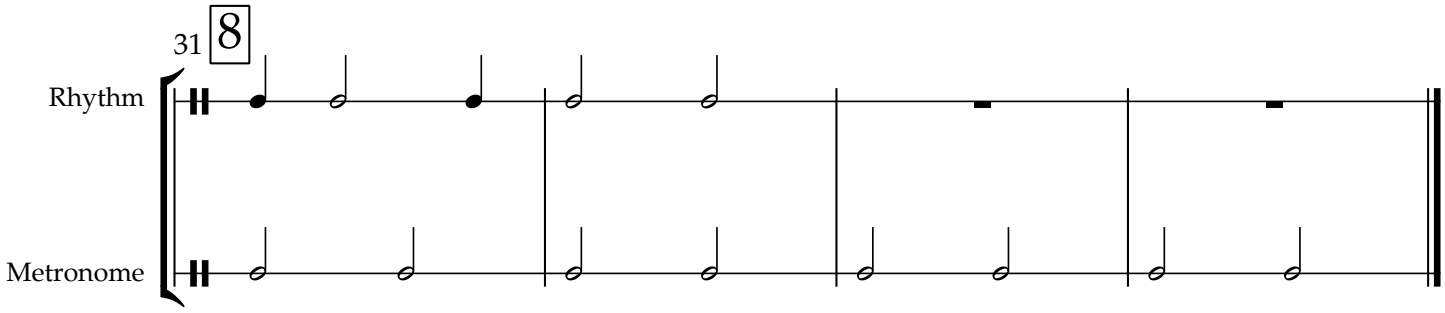
31
8
Rhythm
Metronome

Syllabus Guidance

- The teacher, at the exam centre, is encouraged to speak to the candidate during the exam to put them at ease and to help them understand what is being requested. For more guidance on conducting/taking the exam, please click here.
- The recording should not be turned off at any point during the exam until all elements of the assessment have been completed. For more recording advice, please click here.
- For Practical Grades, follow the syllabus requirements mentioned above. To learn about the requirements for Performance Grades, please click here.
- To learn more about how our exams are assessed, visit our Marking Criteria page here.
- Any suitable fingerings may be used for pieces and scales. However, technical exercises must be played using the marked fingerings, where indicated.

Recital Guidance - Practical & Performance Grades:

- Repeats (of sections or lines marked to be played again) are optional for MTB exams; however, they are encouraged, as they are often structurally important and can offer opportunities to display greater dynamics and expressive variation.
- The candidate should introduce each piece they are about to perform by stating its title and *ragam*.
- The teacher may help the candidate with tuning before the exam begins. This should be done before the recording starts.
- Recorded accompaniments may be used instead of a live accompanist. Ensure that the accompaniment is played on a different device from the one used for recording the exam.

Technical & Musicianship Guidance - Practical Grades:

- The tempi indicated for the exercises and pieces are suggested guidelines. Students may perform at a slightly faster or slower pace based on their comfort and ability.
- MTB exams do not include any unprepared elements; candidates should practise all the technical and musicianship elements thoroughly before the exam.
- If the exercises in the Listening Skills fall outside the candidate's range, they may be transposed. However, all exercises within a test must be transposed by the same interval.